

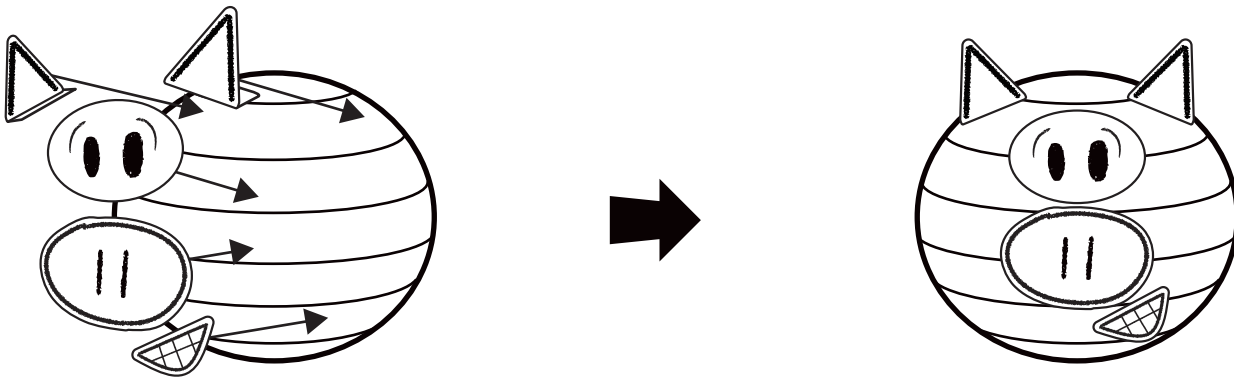
ELEPHANT & PIGGIE

Paper Lanterns!

INSTRUCTIONS

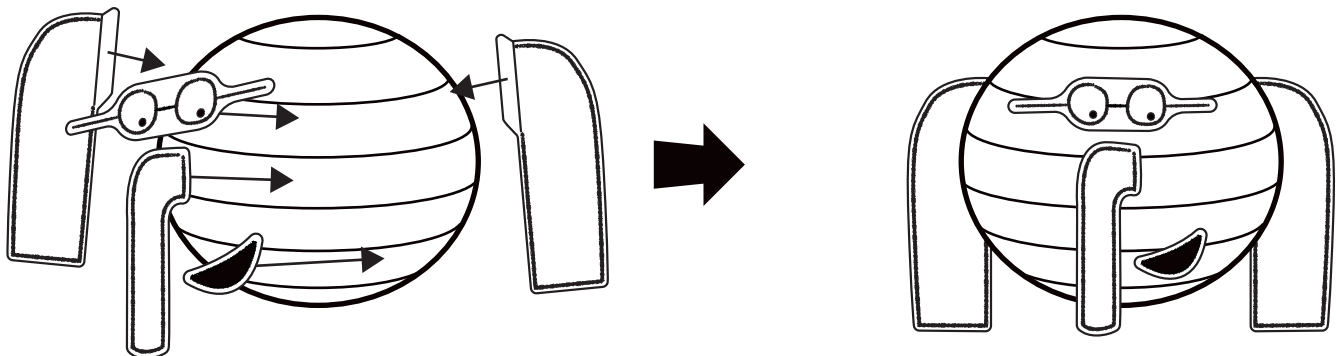
PIGGIE Paper Lantern!

- 1 Print page 2 on pink paper, or print on white paper and color Piggie pink!
- 2 Cut out each piece along the dotted lines.
- 3 Glue or tape each piece to the paper lantern (as indicated below).




GERALD Paper Lantern!

- 1 Print page 3 on gray paper, or print on white paper and color Gerald gray!
- 2 Cut out each piece along the dotted lines.
- 3 Glue or tape each piece to the paper lantern (as indicated below).




PIGGIE

Paper Lantern!



EYES!



NOSE!



MOUTH!

GERALD

Paper Lantern!

